



# 'GROUP LEARNING STORY'

**A focus on the many uses of the MOSAIC Group Learning Story**

MOSAIC Educator Supports

The 'Group Learning Story' template on MOSAIC Educator is a flexible and versatile template that can be used in many different ways. Have a look at this brief overview to ensure that you are getting the best use of the Group Learning Story function.

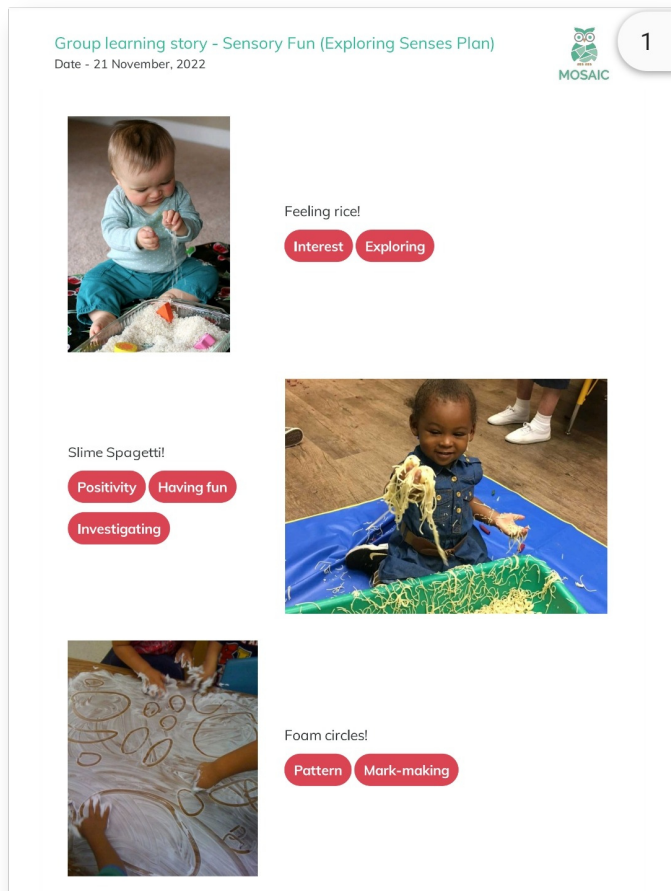
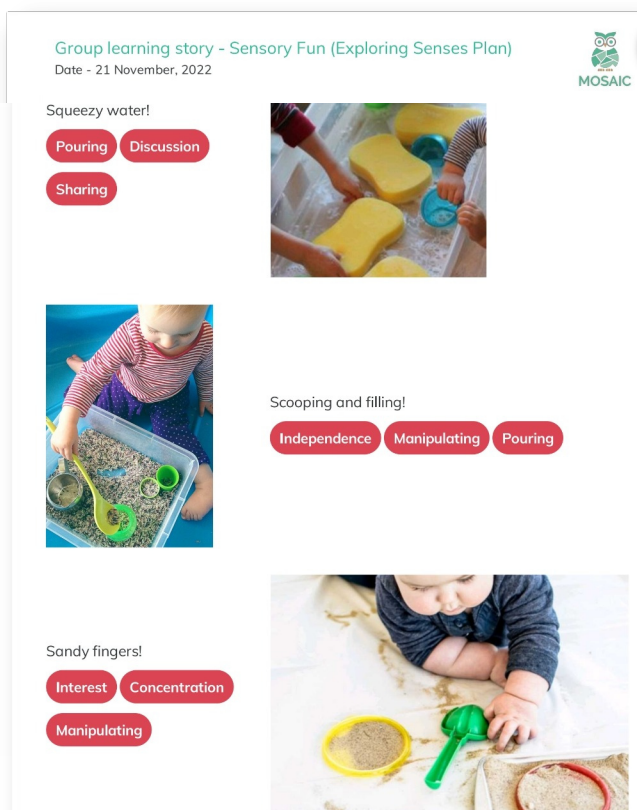
## What can I use the Group Learning Story for?

Group Learning Stories can be used in either electronic or printed format for the following pedagogical activities:

**Reflective learning for children:** engage children with technology by enabling them to scroll through stories on the mobile device or use a projector to project stories to a wall and discuss. You can also print Group Learning Stories and create a folder to enable children to reflect on experiences and projects over the course of the year.

**Evidence to support emergent planning/curriculum implementation:** create Group Learning Stories to record evidence of engagement in planned topics and children's emerging interests. These are stored and available to view on your MOSAIC app or can be printed from the Manager's dashboard as evidence of learning observed.

**Engagement with parents:** print and display Group Learning Stories on parent notice boards indoors or outdoors. If permissions are in place, they can also be shared as a pdf to all parents through your **Group News** function.



## How do I complete a Group Learning Story?

A Group Learning Story can be as long or short as preferred. Simply add one photo at a time, then a brief comment to describe the image and then select the matching dispositions/skills, schemas etc.

Once posted, the completed story is viewed by scrolling down. If printing, each A4 page takes 3-4 photos, so the number of pages will be determined by the number of photo entries you have made.

If using for emergent planning evidence - make sure the name of the story matches your plan title.

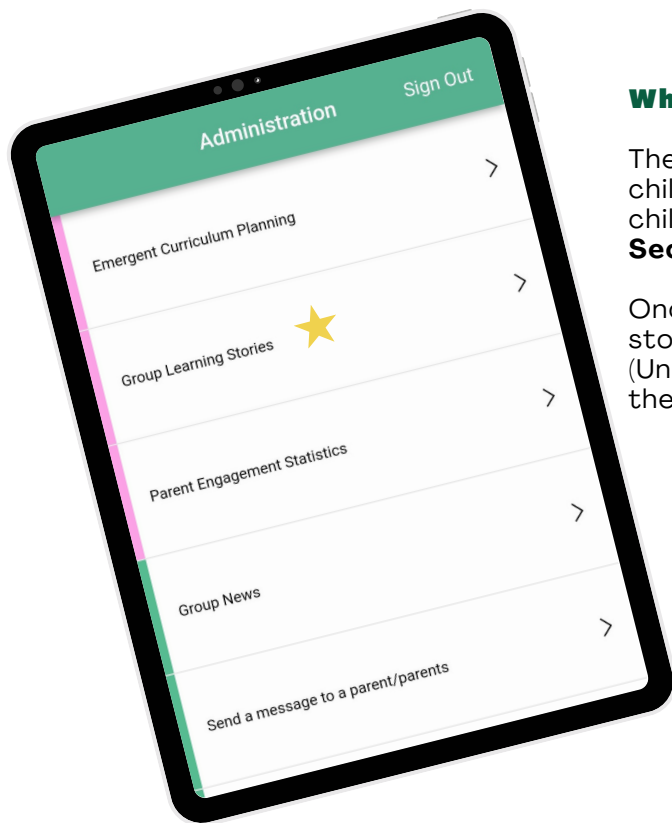


See page 2 for more including the 'Quality Check'



**MOSAIC**  
Digital Solutions for Early Education

[www.mosaicearlyed.com](http://www.mosaicearlyed.com)



## Where can I find the template?

The Group Learning Story template is not part of the child's individual storybook as it contains images of multiple children. The template can be found in the **Administration Section** of your MOSAIC Educator App.

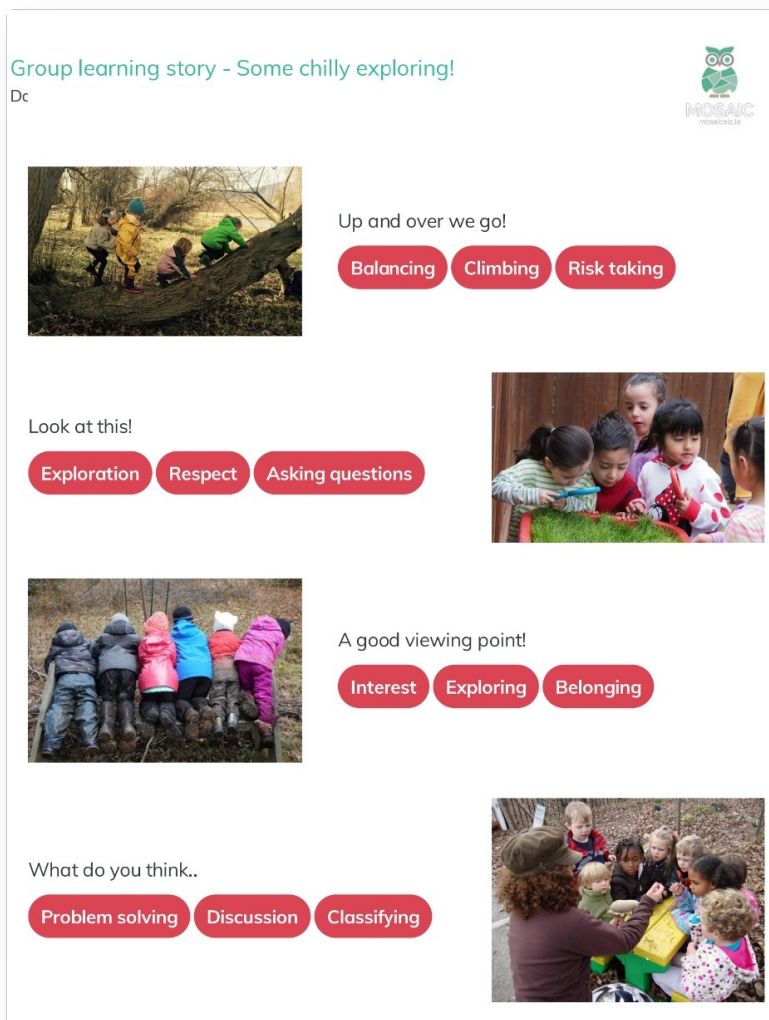
Once a Group Learning Story is completed and posted, the story then saves as a pdf to the Manager's dashboard (Under the Children tab). You can download and print from there.

## 'Group Learning Story' Quality Check

The creation of Group Learning Stories supports **quality indicators** within **Síolta, Aistear, the Quality Regulation Framework and the Participation Framework** by responding to the following areas:




- **Child Participation and Learning**
- **Child Reflection and Discussion**
- **Curriculum Implementation**
- **Reflective Practice**
- **Engagement with Parents.**

There are multiple ways you could make Group Learning Stories work for you so don't be afraid to experiment!



*Bringing all the pieces of quality early education together*

**MOSAIC**

 [www.mosaicearlyed.com](http://www.mosaicearlyed.com)  
 [info@mosaicearlyed.com](mailto:info@mosaicearlyed.com)  
 [www.earlyedcpd.ie](http://www.earlyedcpd.ie)